

Camp Ramah
מחנה רמה



CAMP RAMAH IN WISCONSIN & RAMAH DAY CAMP

BOARD OF DIRECTORS PRE-READ

February 2025

ENROLLMENT REPORT: CAMP RAMAH IN WISCONSIN

Board of Directors Pre-Read: February 2025



Camp Ramah in Wisconsin 2025 Enrollment Dashboard I - Executive

SELECT DASHBOARD DATE: 2/15/2025

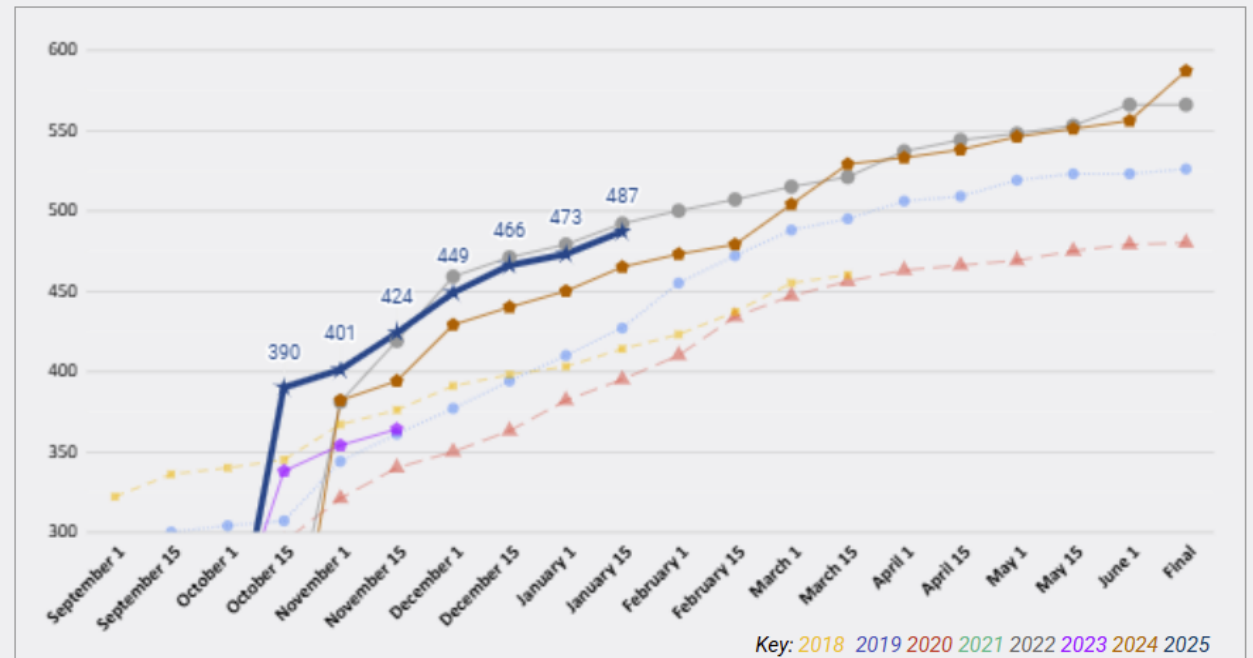
TOTAL CAMPER APPLIED (NOT YET ENROLLED): **12**

| TOTAL CAMPERS SERVED | # | % Change | # | | |
|----------------------|----------|----------|-------|------------|-----|
| 503 | YTD 2024 | 479 | 5.0% | FINAL 2024 | 587 |
| | YTD 2023 | 476 | 5.7% | FINAL 2023 | 524 |
| | YTD 2022 | 507 | -0.8% | FINAL 2022 | 566 |

| FULL CAMPER EQUIVALENT (FCE) | # | % Change | # | | |
|------------------------------|----------|----------|-------|------------|-------|
| 387.6 | YTD 2024 | 364.4 | 6.4% | FINAL 2024 | 450.6 |
| | YTD 2023 | 349.4 | 10.9% | FINAL 2023 | 380.8 |
| | YTD 2022 | 332.1 | 16.7% | FINAL 2022 | 372.1 |

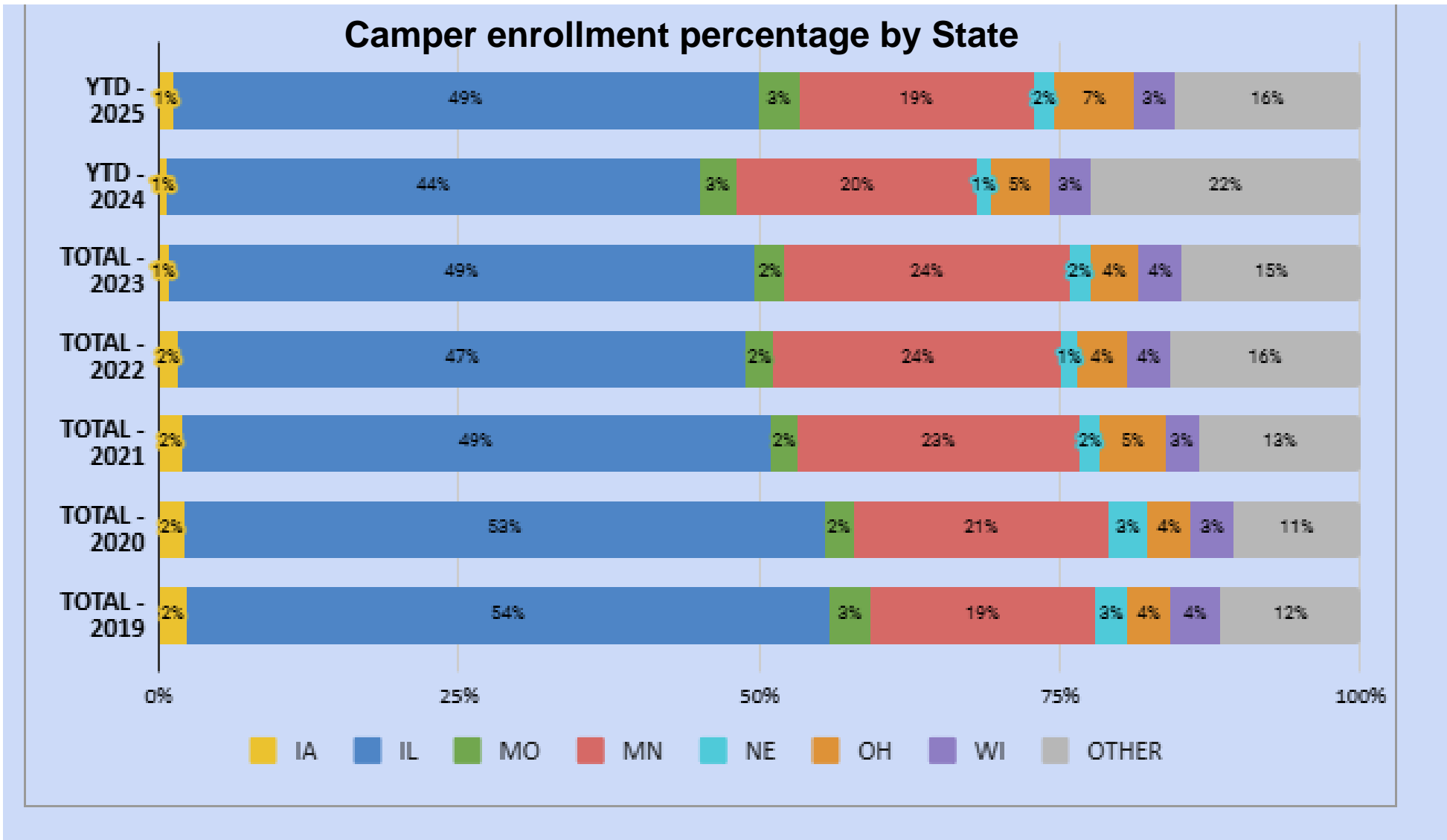
| GENDER BALANCE | | Male | Female | |
|----------------|--------------|----------|--------|-------|
| 42.5% | 57.5% | YTD 2024 | 40.5% | 59.5% |
| | | YTD 2023 | 43.1% | 56.9% |
| MALE | FEMALE | YTD 2022 | 44.8% | 55.2% |

TOTAL CAMPER ENROLLMENT OVER TIME



ENROLLMENT REPORT: CAMP RAMAH IN WISCONSIN

Board of Directors Pre-Read: February 2025



ENROLLMENT REPORT: CAMP RAMAH IN WISCONSIN

Board of Directors Pre-Read: February 2025



CAMPER ENROLLMENT BY SYNAGOUGE (Top 18)

| # | Synagogue | YTD - 2025 | TOTAL - 2024 | TOTAL - 2023 | TOTAL - 2022 | TOTAL - 2021 |
|----|--|------------|--------------|--------------|--------------|--------------|
| 1 | Other | 98 | 101 | 95 | 104 | 105 |
| 2 | Beth El Synagogue, Minneapolis MN | 65 | 76 | 75 | 64 | 62 |
| 3 | Unaffiliated | 46 | 60 | 36 | 44 | 62 |
| 4 | North Suburban Synagogue Beth El, Highland Park IL | 37 | 44 | 43 | 45 | 31 |
| 5 | Anshe Emet, Chicago IL | 31 | 29 | 32 | 37 | 30 |
| 6 | Moriah, Deerfield IL | 31 | 33 | 30 | 33 | 30 |
| 7 | Skokie Valley Agudath Jacob, Skokie IL | 30 | 21 | 11 | 12 | 12 |
| 8 | Anshe Sholom Bnai Israel, Chicago IL | 29 | 25 | 32 | 30 | 33 |
| 9 | Beth Shalom, Northbrook IL | 15 | 12 | 9 | 10 | 11 |
| 10 | Beth Jacob, Mendota Heights MN | 11 | 14 | 15 | 21 | 21 |
| 11 | Adath Jeshurun, Minnetonka MN | 10 | 12 | 11 | 20 | 22 |
| 12 | Beth Israel Center, Madison WI | 10 | 12 | 13 | 17 | 13 |
| 13 | Kol Sasson, Skokie IL | 9 | 12 | 9 | 12 | 13 |
| 14 | Beth El, Omaha NE | 8 | 5 | 7 | 7 | 6 |
| 15 | Temple Of Aaron, St. Paul MN | 8 | 11 | 14 | 16 | 10 |
| 16 | Bnai Amoona, St. Louis MO | 7 | 9 | 5 | 8 | 6 |
| 17 | Agudas Achim, Bexley OH | 7 | 5 | 0 | 0 | 2 |
| 18 | Kol Rinah, St. Louis MO | 7 | 7 | 3 | 3 | 1 |

RETENTION REPORT: CAMP RAMAH IN WISCONSIN



Board of Directors Pre-Read: February 2025

| BY EIDAH | | | |
|----------------|------------|-------------|--------------|
| Eidah | 2024 | Re-Enrolled | % |
| Ruach Ramah | 54 | 46 | 85.2% |
| Kochavim | 66 | 54 | 81.8% |
| Garinim | 72 | 56 | 77.8% |
| Halutzim | 93 | 76 | 81.7% |
| Solelim | 58 | 52 | 89.7% |
| Shoafim | 70 | 63 | 90.0% |
| Bogrim | 60 | 38 | 63.3% |
| Machon | 60 | 36 | 60.0% |
| Nivonim | 45 | 15 | 33.3% |
| Atzmayim + TSP | 7 | 6 | 85.7% |
| TOTAL | 585 | 442 | 75.6% |

ENROLLMENT REPORT: RAMAH DAY CAMP

Board of Directors Pre-Read: February 2025



Ramah Day Camp 2025 Enrollment Dashboard I - Executive

SELECT DASHBOARD DATE: 2/15/2025

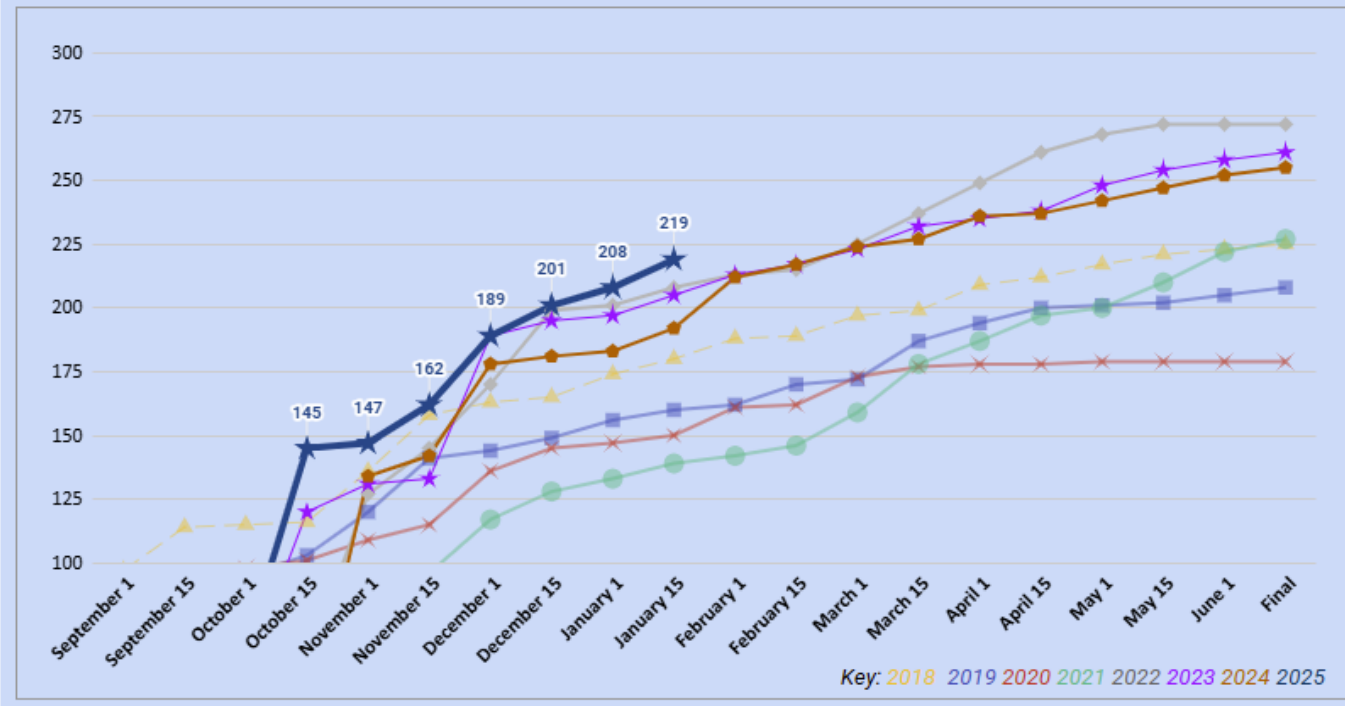
TOTAL CAMPERS APPLIED (NOT YET ENROLLED): **10**

| TOTAL CAMPERS SERVED | # | % Change | # | | |
|----------------------|----------|----------|------|------------|-----|
| 231 | YTD 2024 | 217 | 6.5% | FINAL 2024 | 255 |
| | YTD 2023 | 217 | 6.5% | FINAL 2023 | 261 |
| | YTD 2022 | 215 | 7.4% | FINAL 2022 | 272 |

| FULL CAMPER EQUIVALENT (FCE) | # | % Change | # | | |
|------------------------------|----------|----------|-------|------------|-------|
| 187.5 | YTD 2024 | 168.5 | 11.2% | FINAL 2024 | 189.3 |
| | YTD 2023 | 162.4 | 15.5% | FINAL 2023 | 191.1 |
| | YTD 2022 | 164.7 | 13.8% | FINAL 2022 | 202.3 |

| GENDER BALANCE | | Male | Female | |
|----------------|--------------|----------|--------|-------|
| 51.9% | 48.1% | YTD 2024 | 53.0% | 47.0% |
| | | YTD 2023 | 49.3% | 50.7% |
| | | YTD 2022 | 47.9% | 52.1% |
| MALE | FEMALE | | | |

TOTAL CAMPER ENROLLMENT OVER TIME



ENROLLMENT REPORT: FAMILY CAMP

Board of Directors Pre-Read: February 2025



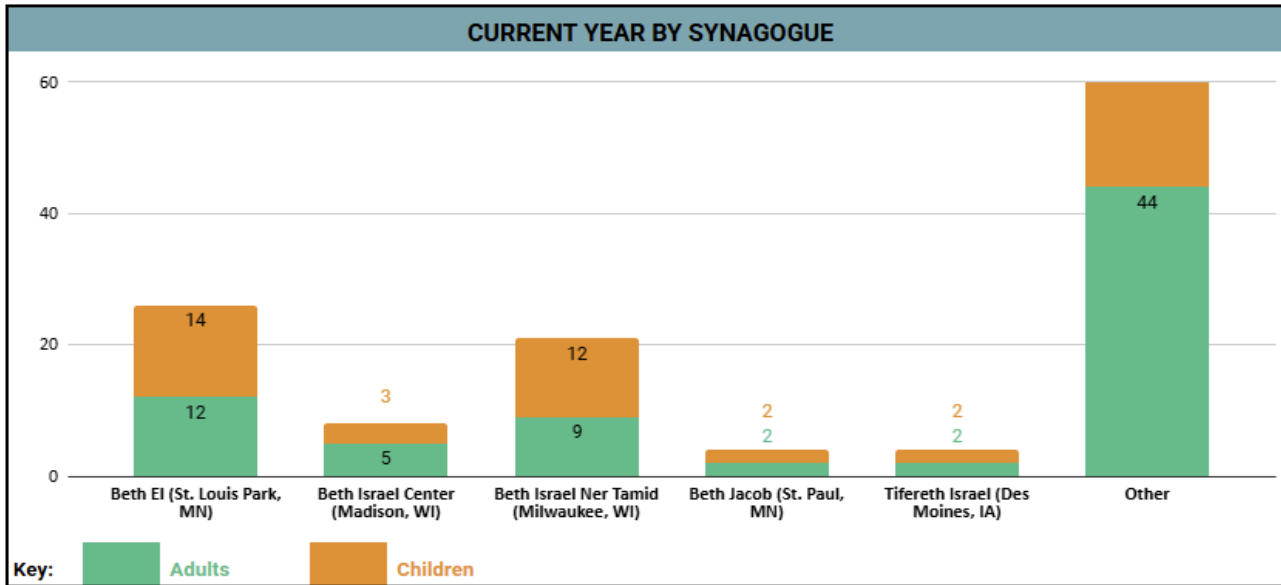
Camp Ramah in Wisconsin - Summer 2025 Family Camp Dashboard

2025 TOTAL FAMILY CAMP REGISTRATION

| | | |
|-------------|----|---------------|
| 178 | 45 | # of FAMILIES |
| | 84 | # of ADULTS |
| | 94 | # of CHILDREN |
| # of PEOPLE | | |

| HISTORICALS | # of Families | # of People | # of Adults | # of Children |
|-------------------------------|---------------|-------------|-------------|---------------|
| TOTAL 2024 | 43 | 163 | 79 | 84 |
| TOTAL 2023 | 44 | 167 | 82 | 85 |
| TOTAL 2022 | 37 | 149 | 70 | 79 |
| TOTAL 2021 (Pre-Cancellation) | 53 | 210 | 101 | 109 |
| TOTAL 2020 (Pre-Cancellation) | 41 | 163 | 77 | 86 |

| FAMILY CAMP BY SYNAGOGUE | # of Families | # of People | # of Adults | # of Children |
|---------------------------------------|---------------|-------------|-------------|---------------|
| Adath Jeshurun (Minnetonka, MN) | 5 | 22 | 10 | 12 |
| Beth El (St. Louis Park, MN) | 7 | 26 | 12 | 14 |
| Beth Israel Center (Madison, WI) | 3 | 8 | 5 | 3 |
| Beth Israel Ner Tamid (Milwaukee, WI) | 5 | 21 | 9 | 12 |
| Beth Jacob (St. Paul, MN) | 1 | 4 | 2 | 2 |
| Tifereth Israel (Des Moines, IA) | 1 | 4 | 2 | 2 |
| Other | 23 | 93 | 44 | 49 |



| FAMILY CAMP BY STATE | # of Families | # of People | # of Adults | # of Children |
|----------------------|---------------|-------------|-------------|---------------|
| Illinois | 15 | 62 | 30 | 32 |
| Iowa | 2 | 9 | 4 | 5 |
| Minnesota | 13 | 50 | 24 | 26 |
| Missouri | 1 | 4 | 2 | 2 |
| New York | 1 | 2 | 1 | 1 |
| Wisconsin | 8 | 31 | 14 | 17 |
| Other | 5 | 20 | 9 | 11 |

ISRAELI CAMPER AND STAFF UPDATES

Board of Directors Pre-Read: February 2025



23 Israeli campers Enrolled:

- 4 RDC campers (all returning)
 - o \$11,550 in Israeli family discounts and scholarships as of 2.10.25
- 19 CRW campers (10 returning, 9 new)
 - o This includes three campers of an adult Israeli staff member
 - o Does not include other adult Israeli staff children
 - o \$85,675 in Israeli family discounts and scholarship as of 2.10.25

Israeli Staff Hired:

- Jacob and Adina had a very successful Mishlachat hiring week in Israel
 - o 11 veterans confirmed (number will likely rise to 15+)
 - o Great testament to our work last summer
 - o 26 new hires and still interviewing additional candidates

DEVELOPMENT REPORT: OVERALL FISCAL YEAR 2025

Board of Directors Pre-Read: February 2025



Last Updated: February 11, 2025

| YTD FY25 | |
|-------------------|-------------|
| Total Pledges | \$5,516,440 |
| Cash Collected | \$4,469,942 |
| Renewed Donors | 432 |
| First-Time Donors | 91 |

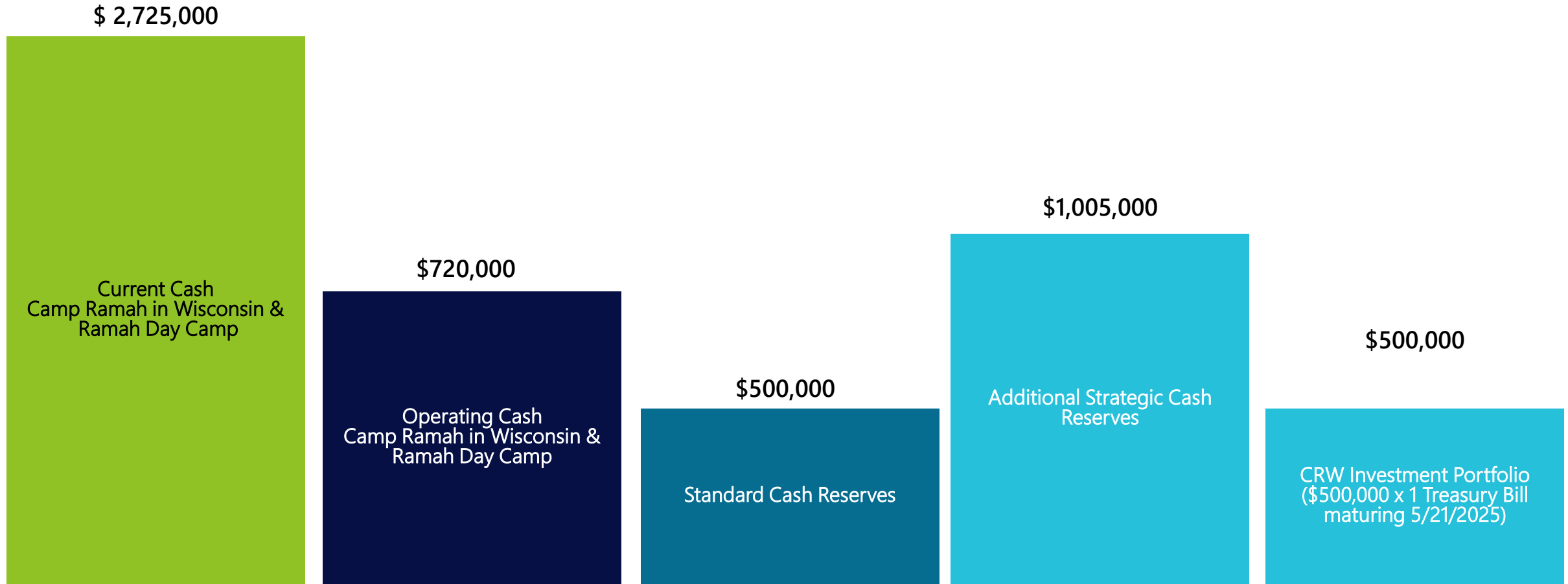
*These numbers include a \$3M gift from the Sam Zell Endowment Fund

FINANCIAL REPORT: CASH POSITION

Board of Directors Pre-Read: February 2025



Financial Position as of February 10, 2025:



Line of Credit: \$0 are drawn on available \$700,000 line of credit from Lake Forest Bank (currently renewing LOC agreement through 2025)